



# PRODUCER PRICE INDEX AND INFLATION

## JANUARY 2026

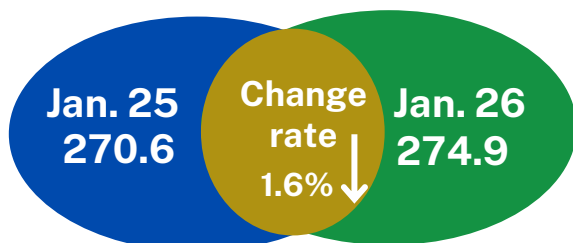


### HIGHLIGHTS FOR JANUARY 2026 PPI & PRODUCER INFLATION


#### OVERALL PRODUCER PRICE INFLATION (PPI)

##### YEAR -ON-YEAR

##### Producer Price Index

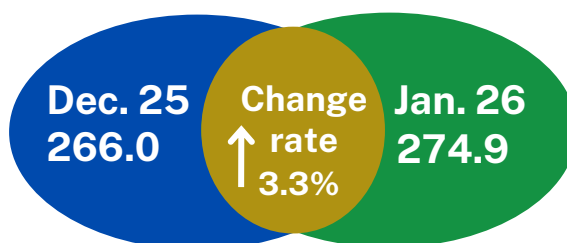


##### Producer Price Inflation

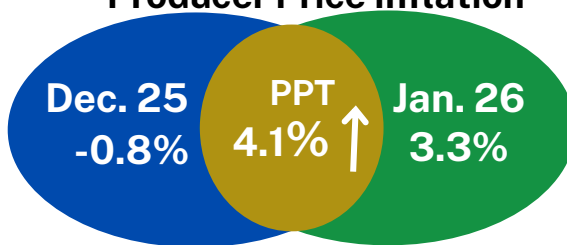


##### MONTH-ON-MONTH

##### Producer Price Index



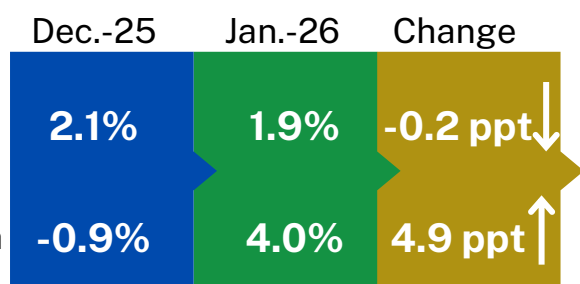
##### Producer Price Inflation



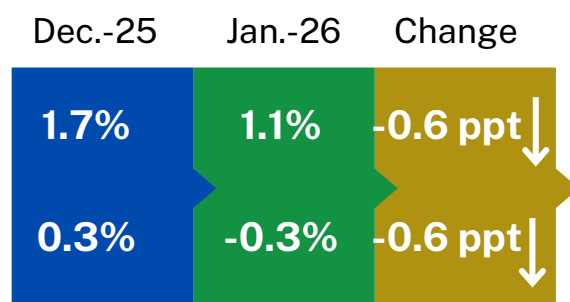
#### SECTORAL PRODUCER PRICE INFLATION



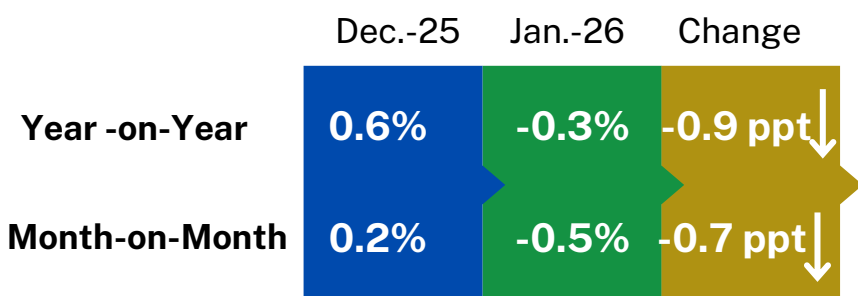
##### Industry (less Construction)



##### Construction Sub-Sector



##### Services













# PRODUCER PRICE INDEX AND INFLATION

## JANUARY 2026



### HIGHLIGHTS FOR JANUARY 2026 PPI & PRODUCER INFLATION

#### SUB-SECTORAL PRODUCER PRICE INFLATION (YEAR-ON-YEAR)

	Dec.-25	Jan.-26	Change		Dec.-25	Jan.-26	Change
 Mining and Quarrying	3.3%	3.7%	0.4 ppt↑	 Manufacturing	0.1%	-2.2%	-2.3 ppt↓
 Electricity and gas production	6.1%	14.8%	8.7 ppt↑	 Water supply, sewerage & waste management	2.3%	9.9%	7.6 ppt↑
 Transportation & Storage	-3.7%	-6.9%	-3.2 ppt↓	 Construction	1.7%	1.1%	-0.6 ppt↓
 Accommodation & food service activities	-3.2%	-5.4%	-2.2ppt↓	 Information & communication	1.7%	1.4%	-0.3 ppt↓