

# **Dr Bawumia v Dr Ato Forson**


# **Dr Bawumia v Asiedu Nketia**

## **The impact of voting intentions of voters who did not vote in the 2024 elections**

**5<sup>th</sup> May 2026**



**Global Info Analytics**  
*Analytics . Polls . Modelling*



# Insights from March 2026 Poll



- Fresh insight gleaned from the March 2026 tracking have revealed that voters who did not vote in the 2024 elections will give the New Patriotic Party some headache if they show up to vote in the 2028 elections. The insight from the data focuses primarily on the top two NDC frontrunners according March 2026 tracking poll, Asiedu Nketia and Dr Ato Forson and they face off with Dr Mahamudu Bawumia, the former vice president and NPP's presidential candidate for the 2028 elections.
- When the voting intentions of voters who did not vote in the 2024 election was analysed, the data revealed that, in the race between Ato Forson and DMB, 46% will vote for Ato Forson compared to 33% for Dr Bawumia, 8% will vote for Alan Kyeremanten, 6% for Nana Kwame Bediako and 7% will vote for other candidates.
- However, in the case of Asiedu Nketia versus Dr Bawumia, among floating voters, Asiedu Nketia secures 39%, Dr Bawumia, 35%, Alan Kyeremanten, 10%, Nana Kwame Bediako, 9% and others , 7%.
- The data also shows that NPP voters who did not vote in the 2024, in 2028 battle between Dr Ato Forson and Dr Bawumia, 11% will vote for Dr Forson, 77% for Dr Bawumia, 8% for Alan Kyeremanten, 2% for Nana Bediako and 2% for other candidates. For NDC voters, 77% will vote for Dr Forson, 11% for Dr Bawumia, 6% for Alan, 3% for Nana Bediako and 3% for other candidates. However, among floating voters, 47% will vote for Dr Forson, 35% for Dr Bawumia, 7% for Alan, 6% for Nana Bediako and 5% for other candidates.
- In the race between Asiedu Nketia and Dr Bawumia, among voters who did not vote in the 2024 elections and are NPP voters, 8% will vote for Asiedu Nketia, 83% for Dr Bawumia, 6% for Alan, 2% for Nana Bediako and 1% for other candidates. Among NDC voters, 74% will vote for Asiedu Nketia, 10% for Dr Bawumia, 5% for Alan, 6% for Nana Bediako and 5% for other candidates. Among Floating voters, Asiedu Nketia secures 38%, Dr Bawumia, 36%, Alan 10%, Nana Bediako, 8% and others, 8%.

# Insights from March 2026 Poll



- The data suggests that if those who did not turnout to vote in the 2024 election show up in 2028, majority of them are unlikely to support NPP and could actually make the outcome worse as shown from these insights.
- The weight of voters who did not vote in the 2024 elections appears to weigh heavy on the polls. When voters who did not vote in the 2024 elections were excluded, the poll shows Ato Forson trailed Dr Bawumia among NPP voters by 83 points and leads 77% among NDC voters and among floating voters he leads by 5 points.
- In the race with Asiedu Nketia, among the same group, Asiedu Nketia trailed Dr Bawumia by 89 points among NPP voters, leads Dr Bawumia by 75 points among NDC voters but trails Dr Bawumia by 5 points among floating voter.
- However, when voters who did not vote in the 2024 elections were included in the analysis, the poll shows Dr Ato Forson narrows his loss to Dr Bawumia among NPP voters to 81 points but remained unchanged among NDC voters at 77 points but increase his lead among floating voters to 11 points.
- Asiedu Nketia on the other hand lost grounds among NPP voters with the new voters, losing by 87 points to Dr Bawumia, among NDC, he also remained unchanged at 75 points and still lost the floating voters to Dr Bawumia, though with some improvement, 5 point to just a single point.
- Inclusion of voters who did not vote in the 2024 election into the mix saw substantial narrowing of the gap between John Mahama's 2024 performance and those of the two main frontrunners from his party, confirming that new voters are not breaking for the NPP candidates in the 2028 race.

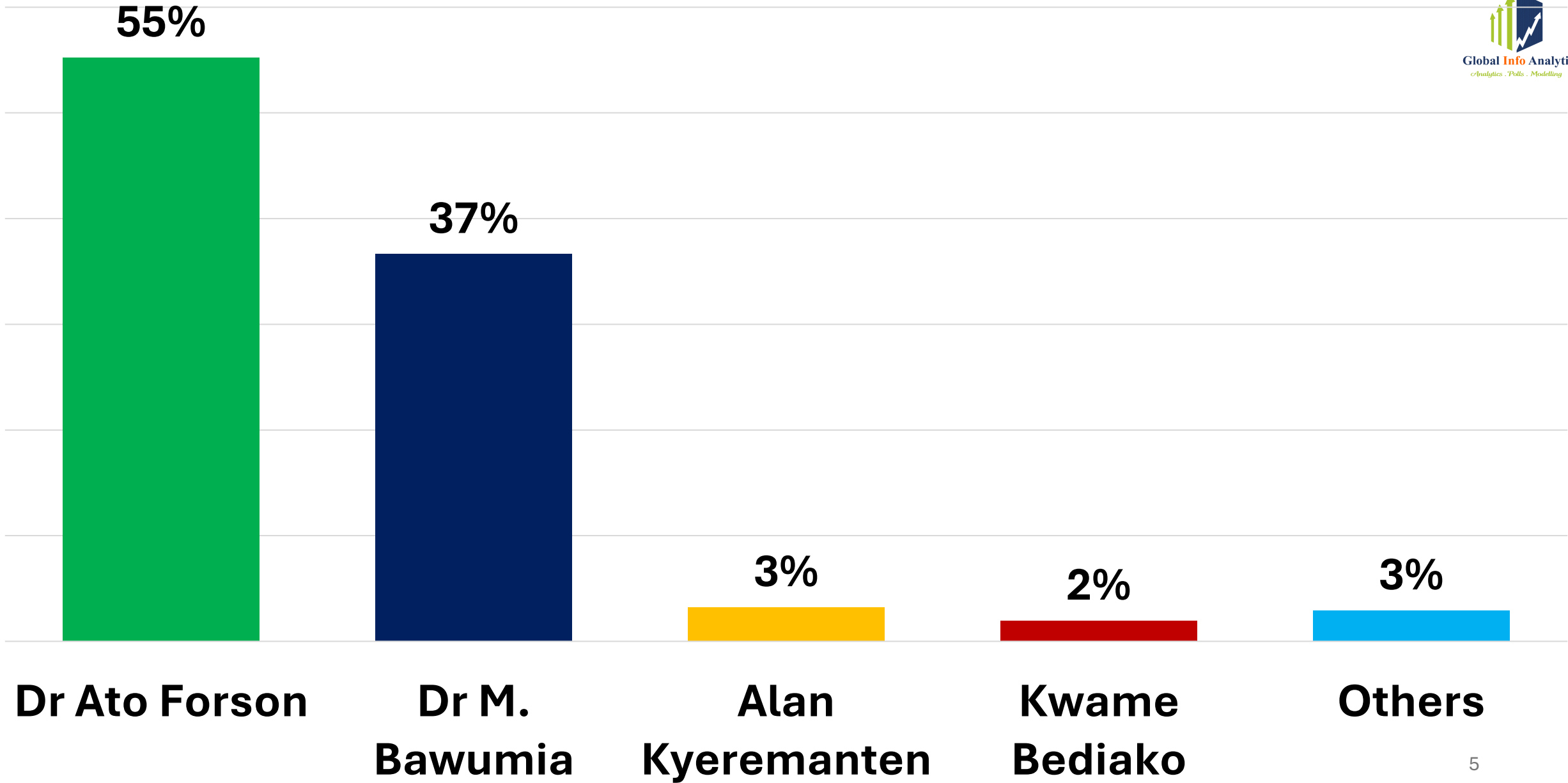
Dr. Ato Forson  
v  
Dr M. Bawumia  
2028



**Global Info Analytics**

*Analytics . Polls . Modelling*

# Ato Forson v Dr Mahamudu Bawumia-2028



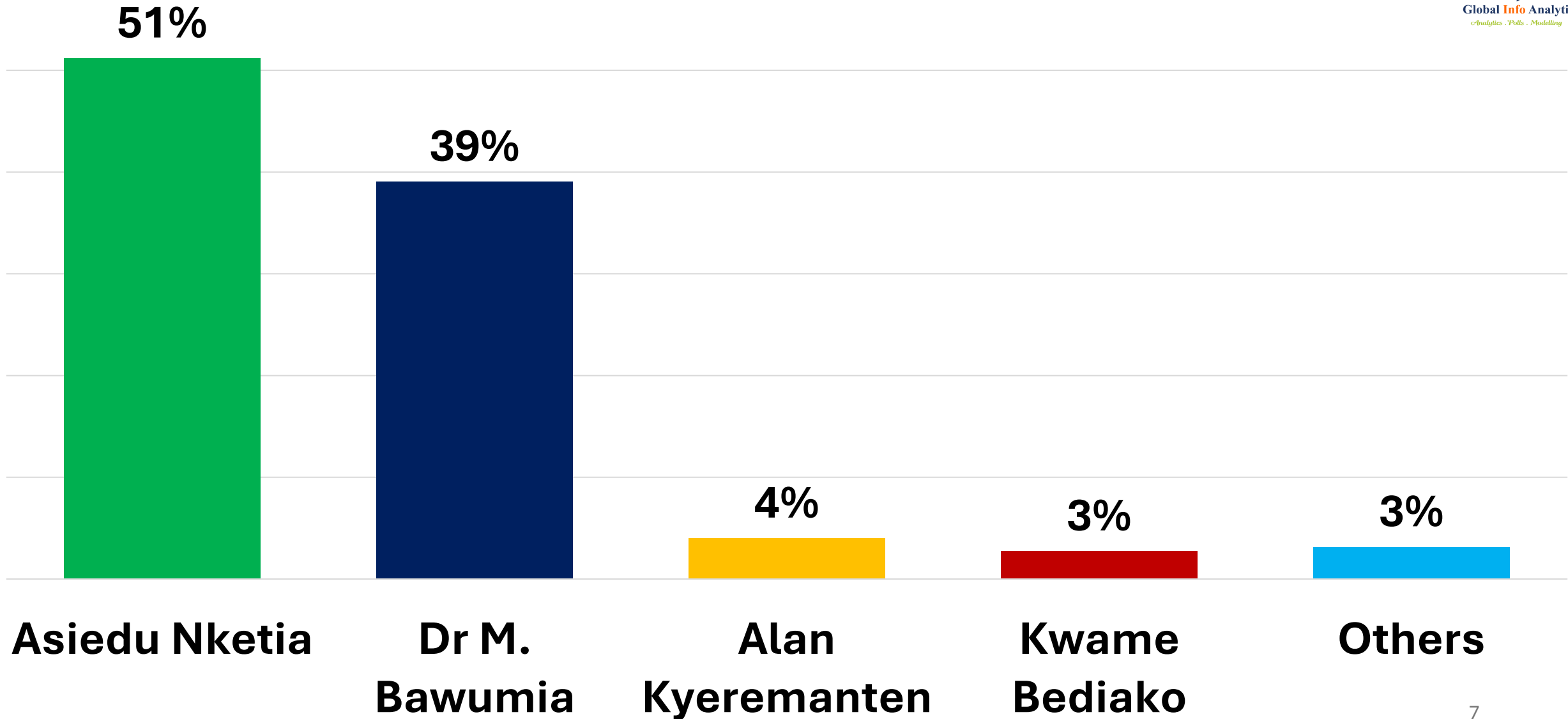
Asiedu Nketia  
v  
Dr M. Bawumia  
2028



**Global Info Analytics**

*Analytics . Polls . Modelling*

# Asiedu Nketia v Dr Mahamudu Bawumia-2028



# JDM v DMB 2024 Margins

<b>CANDIDATES</b>	<b>%</b>
<b>JOHN MAHAMA</b>	<b>56%</b>
<b>DR BAWUMIA</b>	<b>41%</b>
<b>MARGIN</b>	<b>+15 points</b>



# ABF v DMB & JAN v DMB 2028

<b>CANDIDATES</b>	<b>%</b>	<b>CANDIDATES</b>	<b>%</b>
ASIEDU NKETIA	<b>51%</b>	ATO FORSON	<b>55%</b>
DR BAWUMIA	<b>39%</b>	DR BAWUMIA	<b>37%</b>
<b>MARGIN</b>	<b>12 points</b>	<b>MARGIN</b>	<b>18 points</b>

Ato Forson  
v  
Dr M. Bawumia

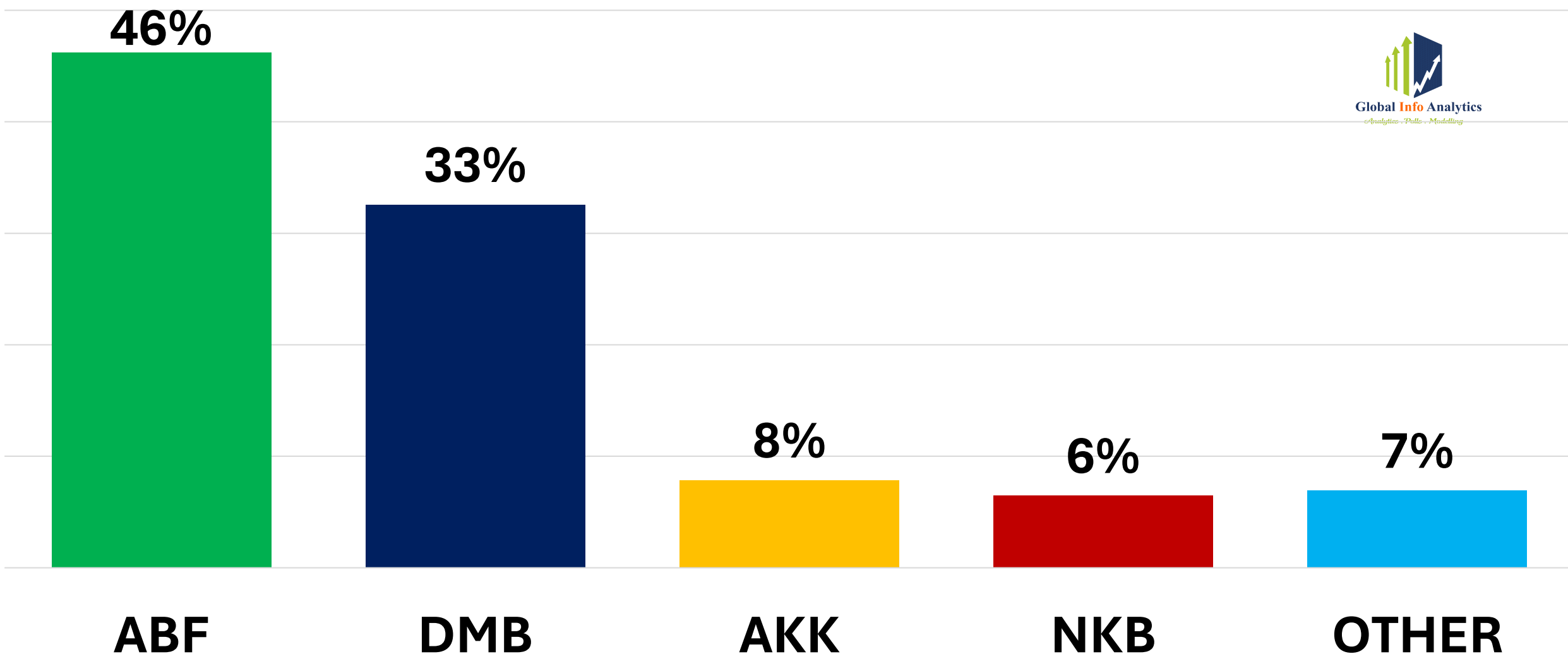
Voters who did  
not vote in 2024




**Global Info Analytics**

*Analytics . Polls . Modelling*

# ABF v DMB 2028- Voting Intentions of voters who did not vote in 2024



# ABF v DMB 2028- Voting Intentions of voters who did not vote in 2024- Party Affiliations



	<b>NPP</b>	<b>NDC</b>	<b>FV</b>	<b>Others</b>	<b>Not Disclosed</b>
<b>Others</b>	<b>2%</b>	<b>3%</b>	<b>5%</b>	<b>5%</b>	<b>12%</b>
<b>NKB</b>	<b>2%</b>	<b>3%</b>	<b>6%</b>	<b>26%</b>	<b>4%</b>
<b>AKK</b>	<b>8%</b>	<b>6%</b>	<b>7%</b>	<b>26%</b>	<b>8%</b>
<b>DMB</b>	<b>77%</b>	<b>11%</b>	<b>35%</b>	<b>20%</b>	<b>29%</b>
<b>ABF</b>	<b>11%</b>	<b>77%</b>	<b>47%</b>	<b>23%</b>	<b>47%</b>

Asiedu Nketia  
v  
Dr M. Bawumia

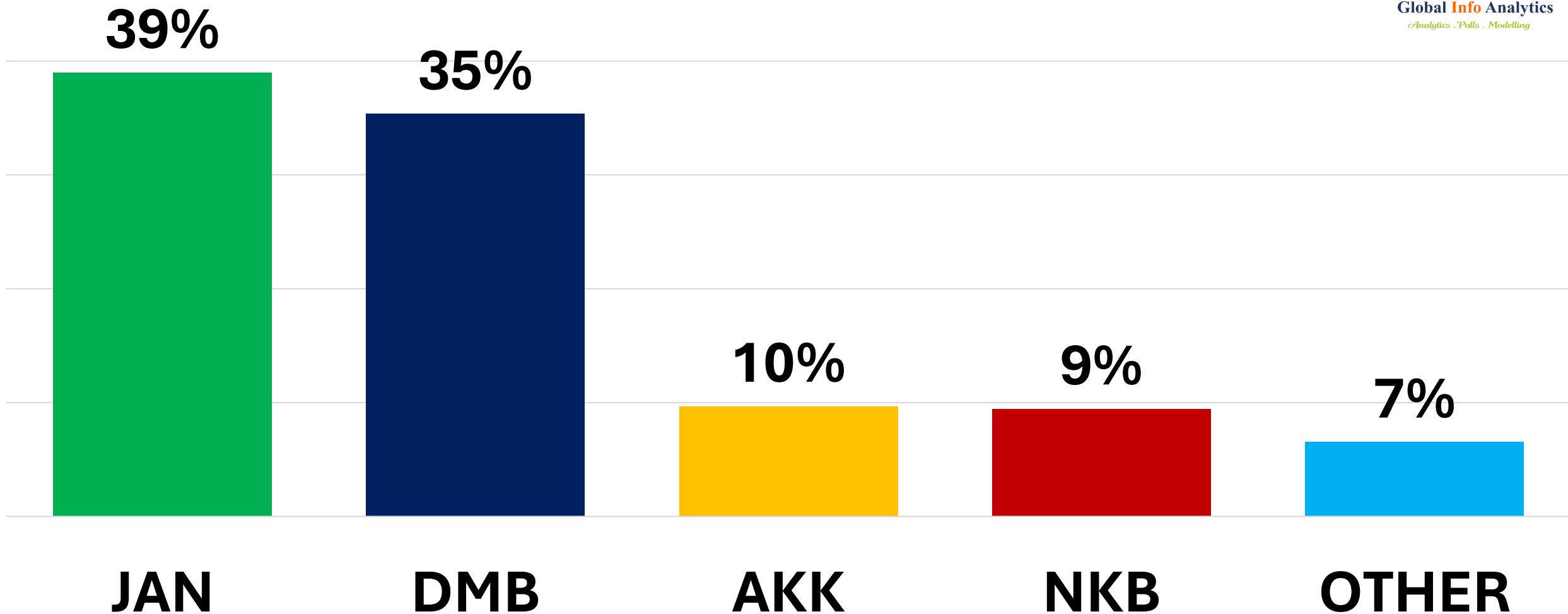
Voters who did  
not vote in 2024



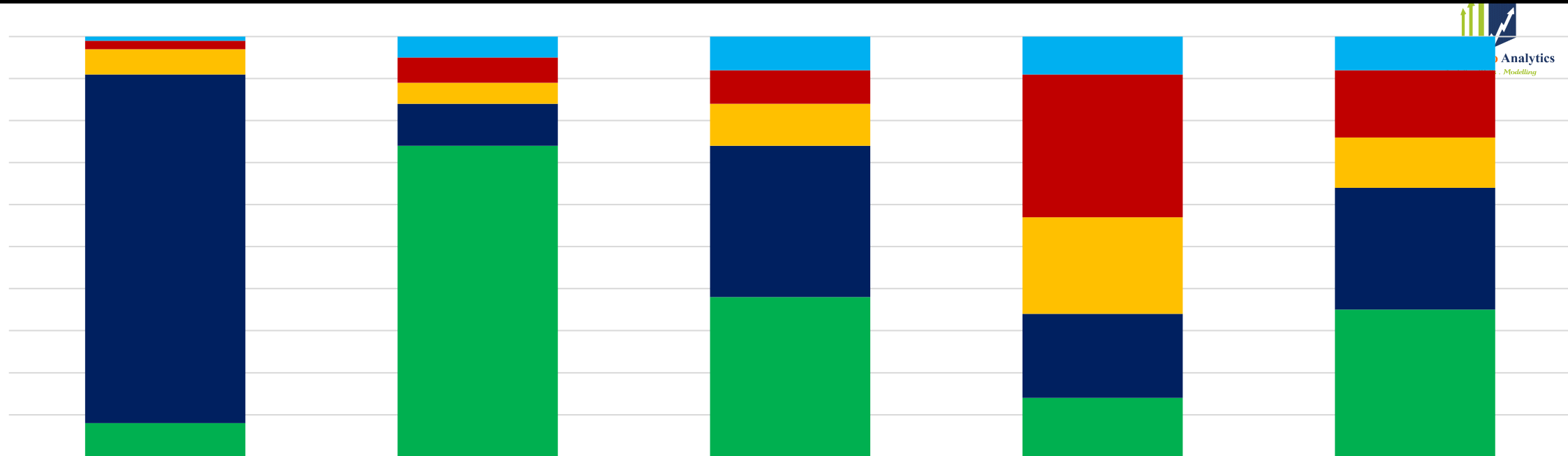
**Global Info Analytics**

*Analytics . Polls . Modelling*

# JAN v DMB 2028- Voting Intentions of Voters who did not vote in 2024



# JAN v DMB 2028- Voting Intentions of Voters who did not vote in 2024-Party Affiliation



	<b>NPP</b>	<b>NDC</b>	<b>FV</b>	<b>Others</b>	<b>Not Disclosed</b>
<b>Others</b>	1%	5%	8%	9%	8%
<b>NKB</b>	2%	6%	8%	34%	16%
<b>AKK</b>	6%	5%	10%	23%	12%
<b>DMB</b>	83%	10%	36%	20%	29%
<b>JAN</b>	8%	74%	38%	14%	35%

JDM V DMB 2024 EXIT POLL  
COMPARED WITH  
NDC FRONTRUNNERS V DMB 2028  
THE CHANGES  
(INSIGHT)  
Excluding/Including voters who did not vote

# JDM' Performance v NDC frontrunner's performance against DMB -Party Affiliations –Excluding voters who did not vote in 2024

	<b>NPP</b>	<b>NDC</b>	<b>Floating Voters</b>
<b>JDM-DMB 2024</b>	<b>-83%</b>	<b>+91%</b>	<b>+14%</b>
<b>ABF-DMB</b>	<b>-83%</b>	<b>+77%</b>	<b>+5%</b>
<b>JAN-DMB</b>	<b>-89%</b>	<b>+75%</b>	<b>-5%</b>

# JDM' Performance v NDC frontrunner's performance against DMB -Party Affiliations – Including voters who did not vote in 2024

	<b>NPP</b>	<b>NDC</b>	<b>Floating Voters</b>
<b>JDM-DMB 2024</b>	<b>-83%</b>	<b>+91%</b>	<b>+14%</b>
<b>ABF-DMB- 2028</b>	<b>-81%</b>	<b>+77%</b>	<b>+11%</b>
<b>JAN-DMB- 2028</b>	<b>-87%</b>	<b>+75%</b>	<b>-1%</b>

# JDM' Performance v NDC frontrunner's performance against DMB - Education Level-Excluding voters who did not vote in 2024

	<b>JHS</b>	<b>SHA</b>	<b>Tertiary</b>	<b>No Education</b>
<b>JDM-DMB</b>	<b>+3%</b>	<b>+24%</b>	<b>+37%</b>	<b>+24%</b>
<b>ABF-DMB</b>	<b>-7%</b>	<b>17%</b>	<b>+26%</b>	<b>+11%</b>
<b>JAN-DMB</b>	<b>-9%</b>	<b>13%</b>	<b>+22%</b>	<b>+8%</b>

# JDM' Performance v NDC frontrunner's performance against DMB - Education Level- Including voters who did not vote in 2024

	JHS	SHS	Tertiary	No Education
JDM-DMB	+3%	+24%	+37%	+24%
ABF-DMB	+2%	+18%	+29%	+13%
JAN-DMB	-4%	+12%	+21%	+10%

# JDM' Performance v NDC frontrunner's performance against DMB- Religions -Excluding voters who did not vote in 2024

	<b>Christ</b>	<b>Islam</b>	<b>Trad</b>	<b>Others</b>	<b>Non-religious</b>
<b>JDM-DMB</b>	<b>+25%</b>	<b>+28%</b>	<b>+37%</b>	<b>-4%</b>	<b>+13%</b>
<b>ABF-DMB</b>	<b>+19%</b>	<b>+9%</b>	<b>+8%</b>	<b>-10%</b>	<b>+8%</b>
<b>JAN-DMB</b>	<b>+13%</b>	<b>+9%</b>	<b>+13%</b>	<b>-6%</b>	<b>+5%</b>

# JDM' Performance v NDC frontrunner's performance against DMB- Religions-Including voters who did not vote in 2024

	Christ	Islam	Trad	Others	Non-religious
<b>JDM-DMB</b>	<b>+25%</b>	<b>+28%</b>	<b>+37%</b>	<b>-4%</b>	<b>+13%</b>
<b>ABF-DMB</b>	<b>+22%</b>	<b>+10%</b>	<b>+11%</b>	<b>-2%</b>	<b>+18%</b>
<b>JAN-DMB</b>	<b>+14%</b>	<b>+9%</b>	<b>+9%</b>	<b>-4%</b>	<b>+12%</b>

# JDM' Performance v NDC frontrunner's performance against DMB-Christian Denominations-Excluding voters who did not vote in 2024

	Cath.	Method	Presby	Anglic	Pentec	Charis	Other	SDA
<b>JDM-DMB</b>	<b>+29%</b>	<b>+25%</b>	<b>+24%</b>	<b>+9%</b>	<b>+29%</b>	<b>+16%</b>	<b>+36%</b>	<b>+22%</b>
<b>ABF-DMB</b>	<b>+23%</b>	<b>+23%</b>	<b>+20%</b>	<b>-1%</b>	<b>+21%</b>	<b>+11%</b>	<b>+27%</b>	<b>+12%</b>
<b>JAN-DMB</b>	<b>+14%</b>	<b>+17%</b>	<b>+16%</b>	<b>-7%</b>	<b>+17%</b>	<b>+5%</b>	<b>+23%</b>	<b>+4%</b>

# JDM' Performance v NDC frontrunner's performance against DMB-Christian Denominations-Including voters who did not vote in 2024

	Cath.	Method.	Presby.	Anglic.	Pentec.	Charis.	Other	SDA
<b>JDM-DMB</b>	<b>+29%</b>	<b>+25%</b>	<b>+24%</b>	<b>+9%</b>	<b>+29%</b>	<b>+16%</b>	<b>+36%</b>	<b>+22%</b>
<b>ABF-DMB</b>	<b>+25%</b>	<b>+26%</b>	<b>+21%</b>	<b>0%</b>	<b>+25%</b>	<b>+16%</b>	<b>+32%</b>	<b>+9%</b>
<b>JAN-DMB</b>	<b>+14%</b>	<b>+16%</b>	<b>+16%</b>	<b>-7%</b>	<b>+19%</b>	<b>+8%</b>	<b>+25%</b>	<b>+2%</b>

**JDM' Performance v NDC frontrunner's performance against DMB (2024 v 2028)-  
Islamic Sects -Excluding voters who did not vote in 2024**

	<b>Sunnah</b>	<b>Shia</b>	<b>Tijaniyya</b>	<b>Ahmadiyya</b>	<b>Others</b>
<b>JDM-DMB</b>	<b>+34%</b>	<b>+16%</b>	<b>+13%</b>	<b>+27%</b>	<b>+30%</b>
<b>ABF-DMB</b>	<b>+18%</b>	<b>-5%</b>	<b>-13%</b>	<b>+10%</b>	<b>+7%</b>
<b>JAN-DMB</b>	<b>+21%</b>	<b>-9%</b>	<b>-11%</b>	<b>+4%</b>	<b>+3%</b>

# JDM' Performance v NDC frontrunner's performance against DMB - Islamic Sects -Including voters who did not vote in 2024

	Sunnah	Shia	Tijaniyya	Ahmadiyya	Others
<b>JDM-DMB</b>	<b>+34%</b>	<b>+16%</b>	<b>+13%</b>	<b>+27%</b>	<b>+30%</b>
<b>ABF-DMB</b>	<b>+20%</b>	<b>-13%</b>	<b>-14%</b>	<b>+12%</b>	<b>+13%</b>
<b>JAN-DMB</b>	<b>+20%</b>	<b>-14%</b>	<b>-11%</b>	<b>+6%</b>	<b>+9%</b>

# JDM' Performance v NDC frontrunner's performance against DMB-Ethnicity-Excluding voters who did not vote in 2024

	Akan	Guan	Ga- Adangme	Ewe	Mole- Dagbani	Gurma	Grusi	Mande	Gur	Others
<b>JDM-DMB</b>	<b>+9%</b>	<b>+35%</b>	<b>+36%</b>	<b>+62%</b>	<b>+27%</b>	<b>+21%</b>	<b>+24%</b>	<b>+44%</b>	<b>+24%</b>	<b>+37%</b>
<b>ABF-DMB</b>	<b>+5%</b>	<b>+21%</b>	<b>+35%</b>	<b>+56%</b>	<b>+9%</b>	<b>+10%</b>	<b>+11%</b>	<b>+19%</b>	<b>+10%</b>	<b>+12%</b>
<b>JAN-DMB</b>	<b>-1%</b>	<b>+17%</b>	<b>+33%</b>	<b>+52%</b>	<b>+6%</b>	<b>+10%</b>	<b>+6%</b>	<b>+14%</b>	<b>-10%</b>	<b>+14%</b>

# JDM' Performance v NDC frontrunner's performance against DMB - Ethnicity-Including voters who did not vote in 2024

	Akan	Guan	Ga- Adangme	Ewe	Mole- Dagbani	Gurma	Grusi	Mande	Gur	Others
<b>JDM-DMB</b>	<b>+9%</b>	<b>+35%</b>	<b>+36%</b>	<b>+62%</b>	<b>+27%</b>	<b>+21%</b>	<b>+24%</b>	<b>+44%</b>	<b>+24%</b>	<b>+37%</b>
<b>ABF-DMB</b>	<b>+10%</b>	<b>+21%</b>	<b>+34%</b>	<b>+57%</b>	<b>+9%</b>	<b>+10%</b>	<b>+14%</b>	<b>+17%</b>	<b>-3%</b>	<b>+16%</b>
<b>JAN-DMB</b>	<b>0%</b>	<b>+17%</b>	<b>+31%</b>	<b>+49%</b>	<b>+5%</b>	<b>+11%</b>	<b>+8%</b>	<b>+11%</b>	<b>-10%</b>	<b>+16%</b>

# JDM' Performance v NDC frontrunner's performance against DMB

## -Income Level-Excluding voters who did not vote in 2024

	No Income	<10k	10k-30k	30k-50k	50k-70k	70k-100k	100k+	Not Disclosed
<b>JDM-DMB</b>	<b>+29%</b>	<b>+35%</b>	<b>+11%</b>	<b>+17%</b>	<b>+35%</b>	<b>+52%</b>	<b>+61%</b>	<b>+19%</b>
<b>ABF-DMB</b>	<b>+16%</b>	<b>+23%</b>	<b>+4%</b>	<b>+14%</b>	<b>+22%</b>	<b>+42%</b>	<b>+54%</b>	<b>+13%</b>
<b>JAN-DMB</b>	<b>+9%</b>	<b>+20%</b>	<b>-1%</b>	<b>+10%</b>	<b>+17%</b>	<b>+36%</b>	<b>+46%</b>	<b>+11%</b>

# JDM' Performance v NDC frontrunner's performance against DMB- Income Level-Including voters who did not vote in 2024

	No Income	<10k	10k-30k	30k-50k	50k-70k	70k-100k	100k+	Not Disclosed
<b>JDM-DMB</b>	<b>+29%</b>	<b>+35%</b>	<b>+11%</b>	<b>+17%</b>	<b>+35%</b>	<b>+52%</b>	<b>+61%</b>	<b>+19%</b>
<b>ABF-DMB</b>	<b>+17%</b>	<b>+22%</b>	<b>+9%</b>	<b>+22%</b>	<b>+27%</b>	<b>+47%</b>	<b>+54%</b>	<b>+16%</b>
<b>JAN-DMB</b>	<b>+9%</b>	<b>+18%</b>	<b>+2%</b>	<b>+13%</b>	<b>+19%</b>	<b>+35%</b>	<b>+43%</b>	<b>+12%</b>



**Mr Mussa K. Dankwah**

**Lead Pollster/Head of Global Research**

**Contact: +233 541 222 634**

**Emails: [m.dankwah@globalinfoanalytics.com](mailto:m.dankwah@globalinfoanalytics.com)**

**<http://globalinfoanalytics.com>**

**LinkedIn: <https://www.linkedin.com/in/mussa-dankwah-72797048/>**

**Other contacts**

**Eugene Boakye: 054 975 2016**

**Sal Nsiah: 024 430 4837**